


# It Helps To Know...

## How To Prepare for **Severe Weather**

A Meet The Helpers Skill Building Story

**MEET THE  
HELPERS**





**MEET THE  
HELPERS**

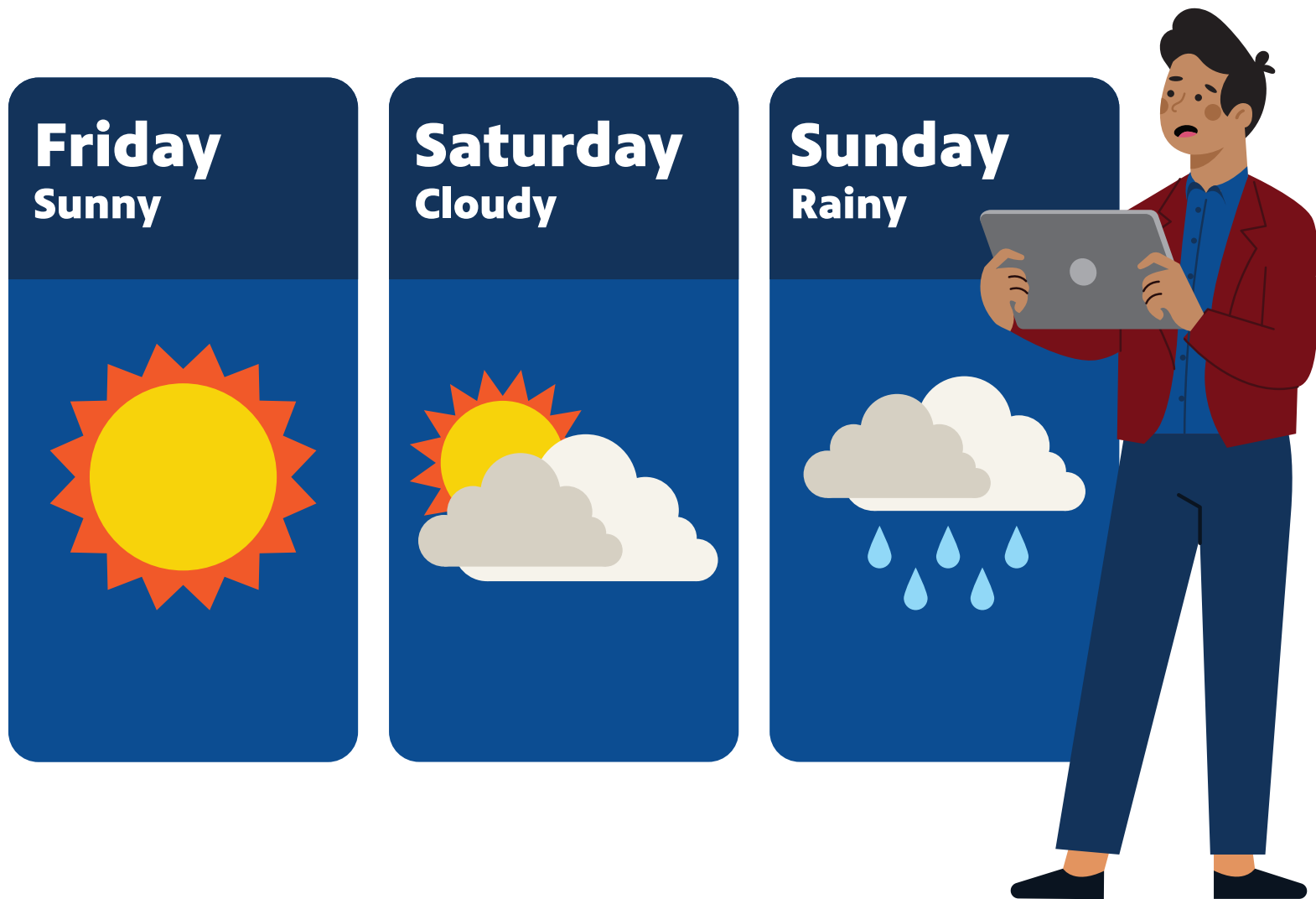
**It Helps To Know...**

**How To Prepare for  
Severe  
Weather**


**A Meet The Helpers Skill Building Story**



**There are many helpers in our community. Helpers called Weather Forecasters monitor the weather all the time so we know what conditions to expect.**



**The weather changes a lot and most of the time, we know about weather in advance, because Helpers called Meteorologists share weather information to keep you safe.**



**Severe weather is when the weather conditions become unsafe to be outside. Conditions could include wind, rain, lightning, thunder, or snow.**



**You can be a Helper by being prepared before a storm, being safe during the storm, and waiting until your grown-ups say it is safe to go outside after a storm.**



**Before severe weather, you can build a comfort kit by putting your favorite books, stuffed animals, games, and snacks in a bag. You can put other helpful things in your bag like a flashlight.**



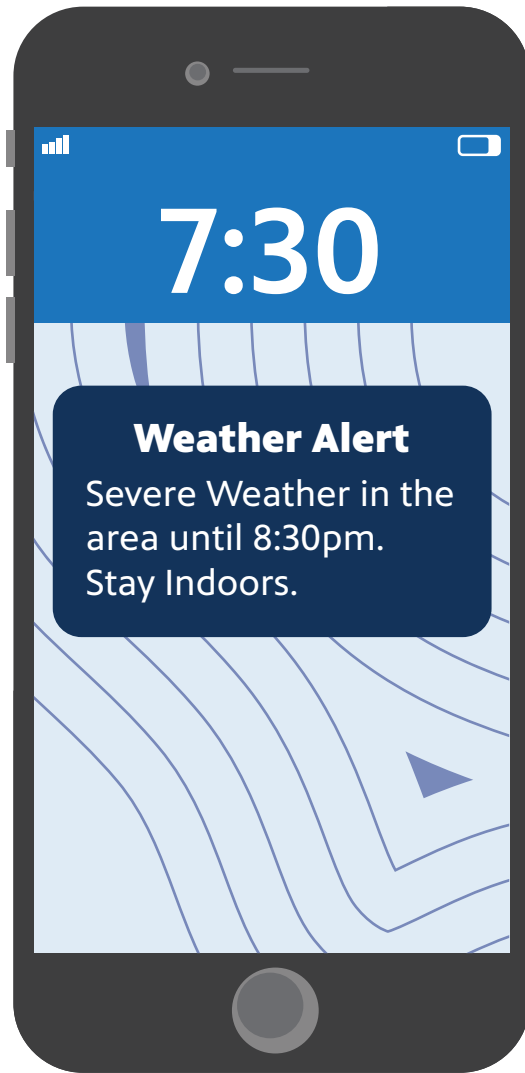
**Grown-ups can make a supply kit too.  
A supply kit should have water, a weather radio, batteries,  
food, and other important things for your family.**




**During severe weather, wind, thunder, and rain might be loud and scary. The electricity might go out. You can talk to grown-ups if you are scared.**




**You can also use the items in your comfort kit. Snuggle your stuffed animal or blanket. Use a flashlight to see if it is dark. These things can help you feel safe.**



**Severe weather can last for some time, but you are prepared! Helpers like Meteorologists will give you and your grown-ups advice on how to stay safe.**



**After severe weather, Meteorologists and Weather Forecasters will let you know when it is safe to go outside again.**



## Weather Forecaster

Hi, my name is Jessie and I am a Helper. I'm very proud of my job because I collect and share information about the weather. I create forecasts and track any storms that may come our way. I am a weather forecaster.

### Comfort Kit Supplies

Craft supplies



Stuffed animal



Blanket



Flashlight



Books and games



Snacks



### Let's Prepare For a Storm

Helpers like meteorologists and weather forecasters guide us through the weather, rain or shine.

It's important to be storm ready. One way kids can prepare is by building a comfort kit.

### For Grown-Ups:

Use this list to discuss with your child what they would pack in their comfort kit.

Grown-ups should also prepare by making their own emergency kit.

Visit [www.ready.gov](http://www.ready.gov) to learn more about storm safety.



# Meteorologist

Hi, my name is Julie and I am a Helper. I'm very proud of my job because I get to tell you all about the weather and share information about how to stay safe when bad weather comes to our neighborhood. I'm a meteorologist.

## What's the weather like today?



**Sunny**



**Windy**



**Partly Cloudy**



**Stormy**



**Cloudy**



**Snowy**



**Rainy**



**Foggy**

## What's the temperature?



## Be a Weather Helper!

Every day is a chance to check outside and create your own weather report - just like a meteorologist!

Use the chart to talk about what you see:

Practice giving your weather report out loud to a family member, friend, or stuffed animal.

## For Grown-Ups:

Encouraging children to describe the weather helps build observation skills and daily routines. Try asking:

“What should we wear today?”

“Do we need sunscreen or a raincoat?”

“What do you notice in the sky?”

To learn more about weather forecasters and meteorologists, visit **MeetTheHelpers.org** or scan the QR code



# MEET THE HELPERS

**MEET THE HELPERS** is a public media initiative designed to introduce children to community helpers and practice emergency preparedness.

Research has shown that introducing children to community helpers in a safe and fun environment can help them react better during times of crisis.

To explore the video series and learn how you can use it in your home, school or community, scan the QR code or visit **MeetTheHelpers.org**

